

BTEC Level 3 National in Art & Design at Altrincham College

Extended Certificate (1 A' Level)



Why choose BTEC Art and Design?

Art and Design provides a fundamental part not only of the education of every child, but also their personal well-being and development. The Sixth Form Art room is a sanctuary where all young people and staff are welcome to speak and work creatively without the risk of criticism or without any worry of failure.

The Arts at Altrincham College provide an exciting, safe and supportive environment in which students of all ages, abilities and cultural backgrounds have the opportunity to communicate creatively and express them self and influence the ways in which we all think, feel and act. We firmly believe that the Arts are all around us and that in all its forms provides us with the material that society is built upon.

Art and Design at this level perfectly complements any other course you may take, allowing time to reflect and use your creativity.

The Visual Art department is committed to preparing its students for commercial and vocational careers in a wide variety of media.

What does the course offer and entail?

A BTEC in Art and Design is learning in a vocational context. It helps to build your confidence, competence and motivation. It also allows you the freedom to display your artistic talents, whilst developing your practical skills and the knowledge you need to progress as artists or designers in fields such as photography, fashion and textiles.

An increasing number of the country's artistically talented young learners see the BTEC as a step on the way to achieving their ambitions.

BTECs are work-related qualifications suitable for a wide range of students, built to accommodate the needs of employers and allow progression to university. They provide a more practical, real-world approach to learning alongside a key theoretical background.

BTECs are recognised by schools, colleges, universities, employers and professional bodies across the United Kingdom and in over 100 countries worldwide.

How is the course structured?

The following pages show how the course will be structured, the core units to be taken, examples of specialised units taught and examples and comments from students' work from this academic year.

UNIT STRUCTURE

All units are defined in terms of "guided learning hours." This means all the times when a member of staff is present to give specific guidance towards the qualification, or unit being studied on the programme.

This includes tutorials, practical work in classrooms / studios and supervised study in, for example, open learning and learning workshops. It does not include hours where supervision or assistance is of a general nature and is not directly linked to the projects being undertaken.

Each project theme will encompass a number of units running alongside each other each term.

Evidence is built up through project outcomes. Students will provide evidence for all units by the end of term. There will also be a number of externally set tasks.



Extended Certificate in Art and Design

How is the course structured?

EQUIVALENT TO 1 A LEVEL

4 units of which 3 are Mandatory and 2 are externally set and assessed.

THE 3 MANDATORY UNITS ARE:

- Unit 1: Visual Recording and Communication (externally set and assessed)
- Unit 2: Critical and Contextual Studies in Art and Design (externally set and assessed)
- Unit 3: The Creative Process (internally set and assessed)

1 OPTIONAL UNIT IS:

- Unit 12: Fine Art Materials, Techniques and Processes (internally set and assessed)

There is a diverse nature to all units which will encompass a vast array of 2D, 3D and digital materials, using techniques and processes such as painting, print-making, sculpture, textiles, installation, video and photography. These materials and techniques will be used individually, and in combination, to create both conceptual and more traditional pieces.

This is an ideal course to take alongside other A-Levels.

If you haven't taken Art, Graphics or Textiles at GCSE but have an enjoyment of the subject, you are still able to take this course. You will need to provide a small portfolio.

CASE STUDY


Lily (Current Y13 student)



"I soon realised that Art and Design isn't necessarily just painting, design processes, watercolours etc; but Art is what you yourself perceive it as. You don't have to be the standard of Picasso or Michelangelo. This course is about finding yourself as an artist, finding out what inspires you; forever learning and sharing ideas, which are just some of the things that makes Art so exciting."



Because my other two subjects are very academic, I find art like an escape, where my creativity just flows, and I can relax. Yes, it is hard work, but you get out of this course what you put into it, just like any A Level really. Having a relaxed working environment and supportive teachers around you 100% helps, Mr Miranda and Mrs Campbell are just amazing, and are always willing to help answer questions, whether that be about the course, higher education or life. My growing passion for Art has made me want to do an undergraduate degree in Fine Art at university. This has very much been influenced by constantly learning new things about the subject, and the different ways in which I now view art as a subject. Since a very young age I've had an interest in art but I never knew I wanted to study it at university. However, I believe if you do something you love, you'll never work a day in your life."



CASE STUDY

Chloe (current student who joined AC in Year 12)



"I knew that Altrincham College specialised in its Art department, and as soon as I came to the open evening and got a feel for the classroom and the teacher I knew I wanted to take this course. The creativity around the classroom is such an inspiring environment to work in. Having your own 'pod' (your own working space) solidified my decision to join this course as I knew I would have independence and be able to have my own space to tap into my creativity."

I've loved art since I was very young so to be provided the environment where my love for art can flourish is really great.

Art is a lovely balance alongside other subjects, I study Sociology and Media, so having Art as my third subject allows me to have some downtime with music, a hot drink and my artwork.

The opportunities that can come from having a BTEC Art qualification is great, so many different jobs that Art would be perfect for. This course also gives you the opportunity to step out of your comfort zone and create some pieces that you normally wouldn't feel comfortable doing or wouldn't think of!

Every lesson, Mr Miranda's aim is to help each student reach their full potential. I always feel comfortable asking for guidance and that is so important especially in art where creativity and group discussions are key.

In relation to applying for university, this course allows you to gain so many skills therefore will help you massively when doing a university course. This course allows you to find your confidence and find your strong points which will be useful when taking this to the next level in a university.

Overall, this course is my favourite, from brainstorming ideas with the whole class to independent work. I thoroughly enjoy every lesson and would encourage anyone to take this course."

CASE STUDY

Hannah (AC alumni)



"I liked BTEC Art because you really find out which skills you are good at. Unlike GCSE, in BTEC Art you get freedom of what you want to draw, as long as it relates to the unit name. Everyone will have a different view of what something means to them.

Alongside Art, I took Business and Media, for me I think it was a great balance.

I enjoyed having my own work area (pods), where I could be creative.

CASE STUDY

Maddie (AC alumni)

"After GCSE Art, I knew BTEC would be completely different. It was more independent and the freedom I got allowed me to develop ideas and designs.

I took A Level Law and English Literature alongside Art. Due to Art being more creative it gave me a chance to come to the art room and do any subject work I had to do.

Having my art pod was a way of laying out all my work, acting as a mood board for whatever project I was doing. It was a positive balance between academic and creative that I wouldn't have had any other way. BTEC Art was a huge factor for me when applying for university. I applied to do Interior Architecture at Salford. For any Art or Media based course, all universities ask for a portfolio. Art 100% helped me to create my portfolio as I had work from two years that I could evidence and talk about in interviews."



CASE STUDY

David (AC alumni)



"At GCSE, Art was my favourite subject. I viewed it as my time to relax and work on something I enjoyed doing, and I felt this even more so about BTEC Art. I took Art alongside Psychology and Sociology, and I found that it was a really nice balance from my more academic subjects. Art lessons allowed me time to unwind and just get on with what I love doing. Taking Art has meant I always have something to do or to be working on, and the relaxed atmosphere of the art room allowed for this.

For me the main difference between Art at GCSE and BTEC is the independence and creative freedom you gain. Whether you have studied Art before or not, you will learn what styles you like to work in, and the resources in Sixth Form will allow you to excel and expand your creativity.

I would highly recommend taking BTEC Art as the support from teachers is excellent, and you always have a quiet space to go to where you can relax and get on with your work. One of my favourite parts of the day is walking into an Art lesson or just the art room on a free period, and knowing this is my time to unwind and to use my work as a creative outlet. These are a few of the reasons why I would definitely recommend taking BTEC Art."

CASE STUDY

Kane (AC alumni)


"I chose to do Art in the Sixth Form as it is a subject I enjoy lots. I didn't really see it as work as it is something I enjoy doing outside of school - so it was an obvious choice for me.

I achieved a good grade in my GCSE Art, so that helped my decision.

As well as it being something I enjoy it also complemented my other subjects very well."



Boldly go where you have never gone before as an artist




Experience techniques and processes that might take you out of your comfort zone!

Enjoy an exciting and creative atmosphere that we assure you will enjoy at AC Sixth Form!

Good luck and hope to see you in September

AC Art Department Working Environment... Join us!



Opportunities beyond BTEC Level 3

Don't waste your time!!!

Students thinking of a career in Art may still go on to Art Colleges to complete Art Foundation Courses which then may lead onto Degree courses. Art courses are not confined to Fine Art. Many a creative student has carved out their career in related areas - such as Interactive Media, Interior Design, Product and 3D Design, Fashion and Clothing Design, Illustration, Jewellery Making, Ceramics, Graphic Design, Textile Design, Surface Pattern Design, Design Crafts, Photography, Advertising and Animation.

Provides the perfect gateway into an exciting Career

Make the effort to look at the student book that we have in the Art Department and which shows many more case studies showing successful students who have gone onto greater things in the Creative sector. Also do your own research via the web, looking at different courses and career paths.

Listed below are examples of Art Degree courses offered at local Universities. You can obtain a lot more information from the individual university websites and What Uni.Com.

Manchester Metropolitan University

Fine Art BA (Hons)
Fashion BA (Hons)
Photography BA (Hons)
Textiles in Practice (Hons)

Liverpool John Moores University

Graphic Arts BA (Hons)
Computer Animation and Visualisation
BSc (Hons)
Graphic Design and Illustration BA (Hons)
Interior Design BA (Hons)

Educational Visits: The course also involves educational visits, linked to the course content; for example, the Department has run trips to The Clothes Show at Birmingham NEC and trips to London to visit museums and gather research to support students' learning. There is also a potential opportunity for a research and trip to New York - to access professional photography studios and photograph your work on models.

On top of these visits, we also arrange visitors from industry to come and speak to students, to inspire them and explain how the industry works from a realistic point of view.

RECOMMENDED EQUIPMENT LIST:

2B HB Pencils
Rubber, sharpener, metal ruler
Craft knife
Set of brushes
Pencil crayons
Watercolour set
Scissors
Pritt stick
Acrylic paint
Charcoal
Oil pastels
Chalk pastels
4 Sketch books
Tool box to carry your art equipment


For further information contact:

Mr R Miranda

rma@altrinchamcollege.com



Altrincham College
Sixth Form

part of the  South Manchester
Learning Trust